

Top 5 Reasons for Inadequate Newborn Screening Heel Stick Specimens (in order of frequency)

The annual rate of inadequate specimens is 0.18% (2010-2014). The most common reasons are:

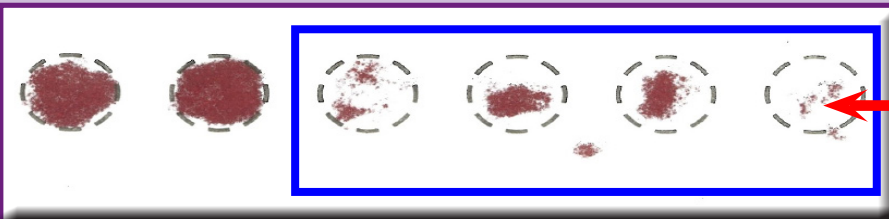
Blood was spread unevenly or layered (improper collection or drying).



Blood was layered. This occurred when another coat of blood was applied on top of the first coat to fill the circles completely.

Code 4

Blood was not soaked through evenly to the other side of collection card.



Filter paper card was removed before the blood was able to soak through to the back side of the filter paper card.

Code 2

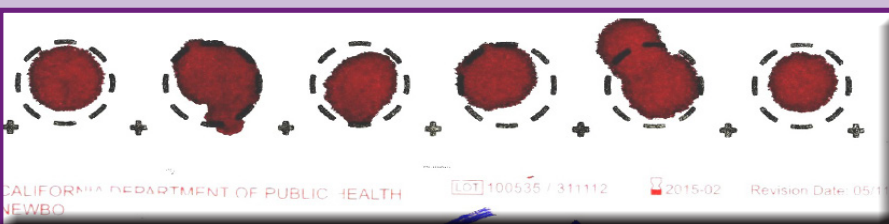
Hemoglobin concentration was too low (determined after testing).



After testing the specimen at the lab, it was determined that the hemoglobin concentration was too low for further testing.

Code 17


Circles were not completely filled.



Did not wait long enough for the blood to fill the circle completely before moving on to the next circle.

Code 1

Specimen inadequate for other reason.



All other reasons for a specimen to be called inadequate. This includes filter paper card detached from the TRF, mismatched medical record number, or any other reasons not previously listed.

Code 20