


Clotted or Caked Blood on Filter Paper



Back

U54

Specimen unsatisfactory due to clotted or caked blood on filter paper.

Possible causes:

- Touching the same circle on the filter paper to blood drop several times
- Filling circle on both sides of the filter paper
- Applying blood to filter paper using capillary tube or other device

A satisfactory specimen must be collected to ensure the correct amount of blood is present for testing.

Apparent Dilution of Blood Prior to Application of Filter Paper



Back

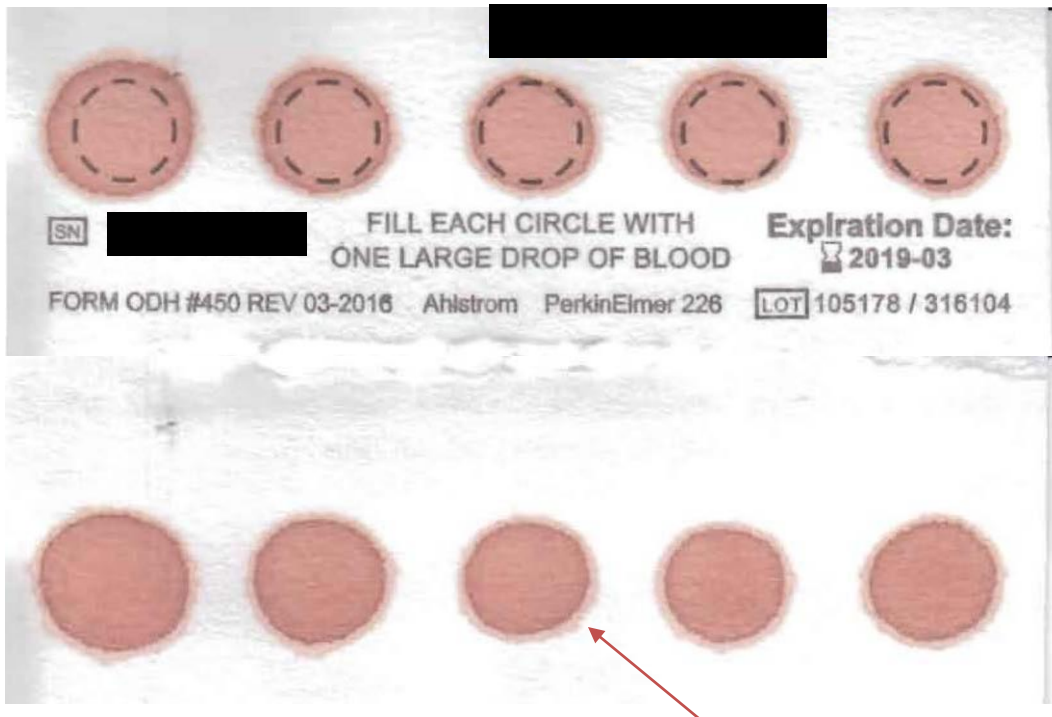
U5L

Specimen unsatisfactory due to apparent dilution of blood prior to application to filter paper.
Possible causes:

- Specimen collection below an IV site

A satisfactory specimen must be collected to ensure the correct amount of blood is present for testing.

Apparent Dilution of Blood Prior to Application of Filter Paper



Back

U5L

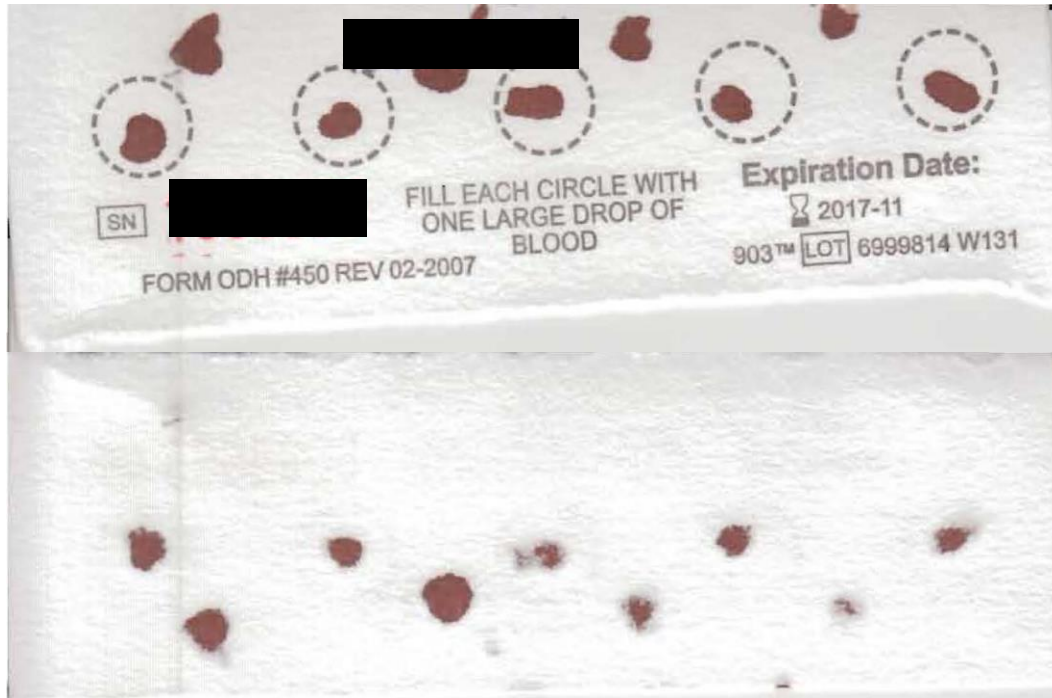
Specimen unsatisfactory due to apparent dilution of blood prior to application to filter paper.

Possible causes:

- Specimen collection below an IV site

A satisfactory specimen must be collected to ensure the correct amount of blood is present for testing.

Inadequate Amount of Blood/Undersaturation of Filter Paper



Back

U51


Specimen unsatisfactory due to inadequate amount of blood or undersaturation of filter paper (circles not completely filled or not thoroughly saturated).

Possible causes:

- Removing filter paper before blood has completely filled circle or before blood has soaked through to the second side
- Applying blood to filter paper using capillary tube or other device
- Allowing filter paper to come in contact with gloved or ungloved hands or substances such as hand lotion or powder, either before or after blood collection

A satisfactory specimen must be collected to ensure the correct amount of blood is present for testing. Blood must adequately saturate the filter paper to ensure accurate testing.

Multiple Applications, Uneven Application or Super Saturation of Filter Paper



Back

U52

Specimen unsatisfactory due to multiple applications, uneven application, or supersaturation of filter paper.

Possible causes:

- Applying excess blood to filter paper, usually with a device
- Applying blood to both sides of filter paper
- Repeatedly touching infant's heel to same circle

A satisfactory specimen must be collected to ensure the correct amount of blood is present for testing.

Multiple Applications, Uneven Application or Super Saturation of Filter Paper



Back

U52

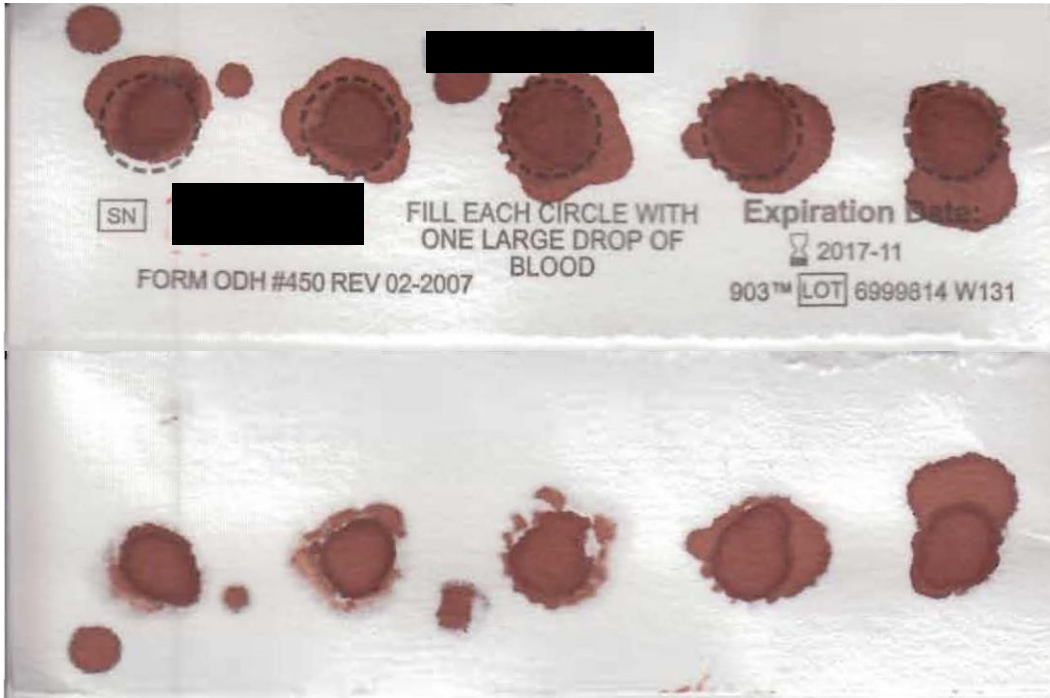
Specimen unsatisfactory due to multiple applications, uneven application, or supersaturation of filter paper.

Possible causes:

- Applying excess blood to filter paper, usually with a device
- Applying blood to both sides of filter paper
- Repeatedly touching infant's heel to same circle

A satisfactory specimen must be collected to ensure the correct amount of blood is present for testing.

Multiple Applications, Uneven Application or Super Saturation of Filter Paper



Back

U52

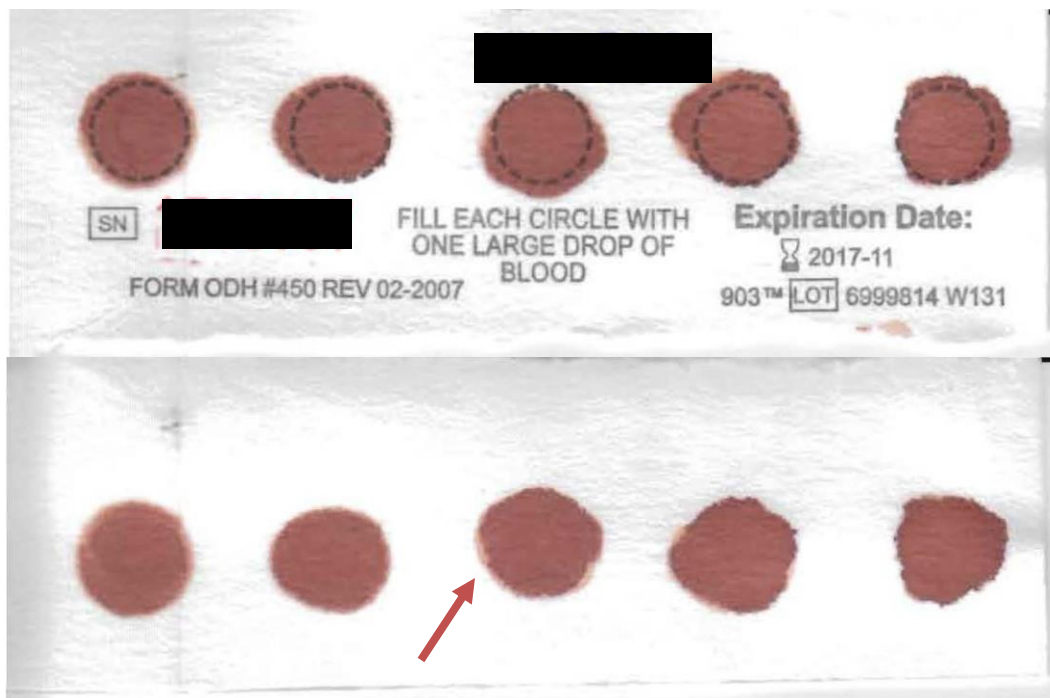
Specimen unsatisfactory due to multiple applications, uneven application, or supersaturation of filter paper.

Possible causes:

- Applying excess blood to filter paper, usually with a device
- Applying blood to both sides of filter paper
- Repeatedly touching infant's heel to same circle

A satisfactory specimen must be collected to ensure the correct amount of blood is present for testing.

Peripheral Serum Rings Present



Back

U5K


Specimen unsatisfactory due to presence of peripheral serum rings

Possible causes:

- Not wiping alcohol from puncture site before making skin puncture
- Allowing filter paper to come in contact with alcohol, hand lotion, etc
- Squeezing or “milking” of the area around the puncture site
- Drying specimen improperly
- Applying blood to filter paper using capillary tube or other device

A satisfactory specimen must be collected to ensure the correct amount of blood is present for testing.

Inadequate Amount of Blood/Undersaturation of Filter Paper & Multiple Applications, Uneven Application or Super Saturation of Filter Paper



U51

Specimen unsatisfactory due to inadequate amount of blood or undersaturation of filter paper (circles not completely filled or not thoroughly saturated).

Possible causes:

- Removing filter paper before blood has completely filled circle or before blood has soaked through to the second side
- Applying blood to filter paper using capillary tube or other device
- Allowing filter paper to come in contact with gloved or ungloved hands or substances such as hand lotion or powder, either before or after blood collection

A satisfactory specimen must be collected to ensure the correct amount of blood is present for testing. Blood must adequately saturate the filter paper to ensure accurate testing.

U52

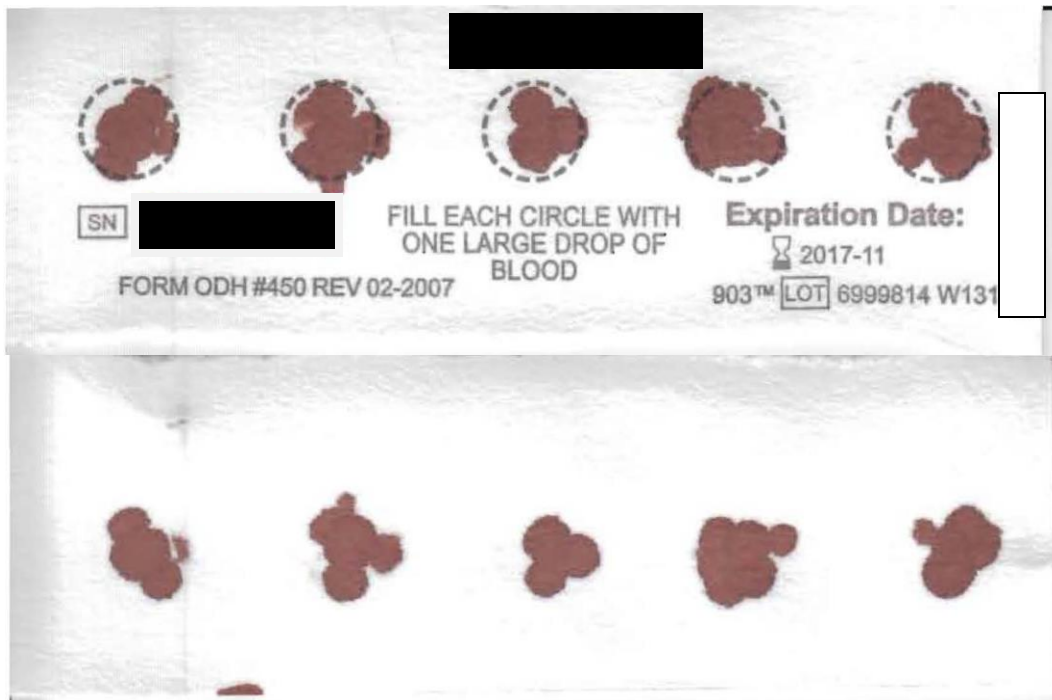
Specimen unsatisfactory due to multiple applications, uneven application, or supersaturation of filter paper.

Possible causes:

- Applying excess blood to filter paper, usually with a device
- Applying blood to both sides of filter paper
- Repeatedly touching infant's heel to same circle

A satisfactory specimen must be collected to ensure the correct amount of blood is present for testing.

Inadequate Amount of Blood/Undersaturation of Filter Paper & Multiple Applications, Uneven Application or Super Saturation of Filter Paper



Back

U51

Specimen unsatisfactory due to inadequate amount of blood or undersaturation of filter paper (circles not completely filled or not thoroughly saturated).

Possible causes:

- Removing filter paper before blood has completely filled circle or before blood has soaked through to the second side
- Applying blood to filter paper using capillary tube or other device
- Allowing filter paper to come in contact with gloved or ungloved hands or substances such as hand lotion or powder, either before or after blood collection

A satisfactory specimen must be collected to ensure the correct amount of blood is present for testing. Blood must adequately saturate the filter paper to ensure accurate testing.

U52

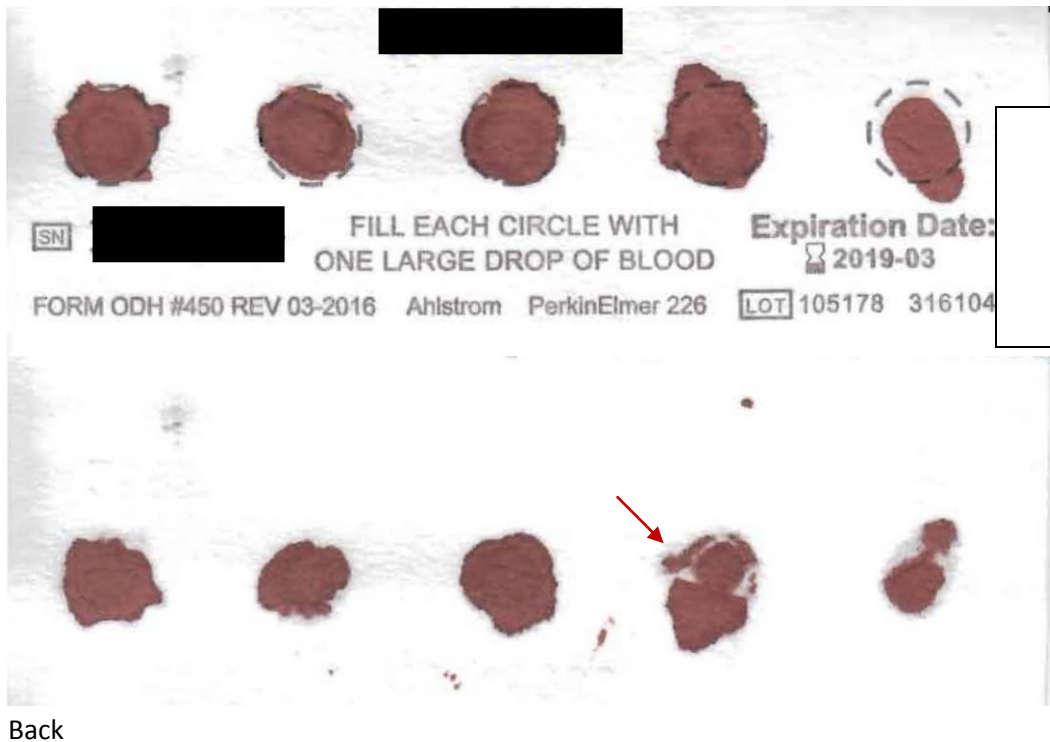
Specimen unsatisfactory due to multiple applications, uneven application, or supersaturation of filter paper.

Possible causes:

- Applying excess blood to filter paper, usually with a device
- Applying blood to both sides of filter paper
- Repeatedly touching infant's heel to same circle

A satisfactory specimen must be collected to ensure the correct amount of blood is present for testing.

Inadequate Amount of Blood/Undersaturation of Filter Paper & Multiple Applications, Uneven Application or Super Saturation of Filter Paper



U51

Specimen unsatisfactory due to inadequate amount of blood or undersaturation of filter paper (circles not completely filled or not thoroughly saturated).

Possible causes:

- Removing filter paper before blood has completely filled circle or before blood has soaked through to the second side
- Applying blood to filter paper using capillary tube or other device
- Allowing filter paper to come in contact with gloved or ungloved hands or substances such as hand lotion or powder, either before or after blood collection

A satisfactory specimen must be collected to ensure the correct amount of blood is present for testing. Blood must adequately saturate the filter paper to ensure accurate testing.

U52

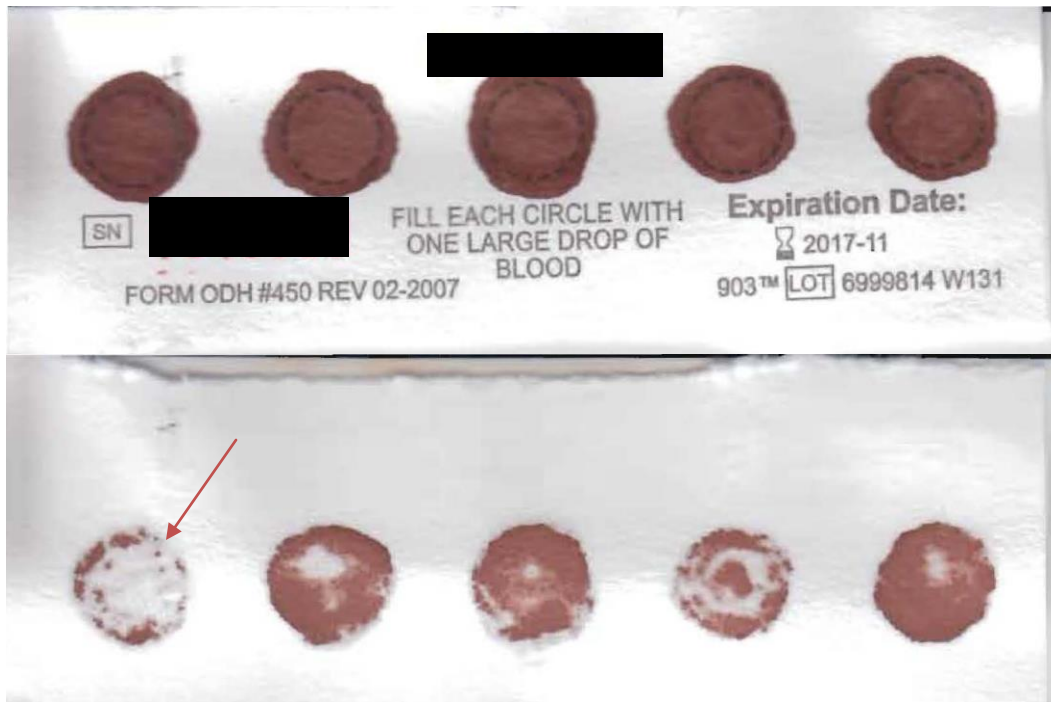
Specimen unsatisfactory due to multiple applications, uneven application, or supersaturation of filter paper.

Possible causes:

- Applying excess blood to filter paper, usually with a device
- Applying blood to both sides of filter paper
- Repeatedly touching infant's heel to same circle

A satisfactory specimen must be collected to ensure the correct amount of blood is present for testing.

Inadequate Amount of Blood/Undersaturation of Filter Paper



Back

U51

Specimen unsatisfactory due to inadequate amount of blood or undersaturation of filter paper (circles not completely filled or not thoroughly saturated).

Possible causes:

- Removing filter paper before blood has completely filled circle or before blood has soaked through to the second side
- Applying blood to filter paper using capillary tube or other device
- Allowing filter paper to come in contact with gloved or ungloved hands or substances such as hand lotion or powder, either before or after blood collection

A satisfactory specimen must be collected to ensure the correct amount of blood is present for testing.

Blood must adequately saturate the filter paper to ensure accurate testing.